



Parete Vino

Model Reg. n. TO 2011/29 • Design Reg. n. TO 2012/41

Sistema modulare per l'esposizione, conservazione e servizio del vino. L'inserimento di uno o più moduli gastronomia, salumeria o cioccolato consente di realizzare una pratica, elegante e ben distinta area dedicata esclusivamente all'esposizione enogastronomica.

Modular system for displaying, storing and serving your wine. Adding one or more cold dishes, cured meats/cheese, or chocolate modules makes for a practical, elegant, and remarkable area for your wine and food display.

Système modulaire pour l'exposition, la conservation et le service de vin. L'ajout d'un ou plusieurs modules gastronomie, salaisons ou chocolat permet de réaliser un espace pratique, élégant et bien séparé réservé exclusivement à l'exposition de produits gastronomiques et œnologiques.



Parete Vino

Composizione da appoggio con profondità ridotta composta da PH-VAR10 e PH-VAR14. Cornice lineare e pannelli laterali L22 (wengé loft).

Wall-back composition with reduced depth, made with PH-VAR10 and PH-VAR14 modules.

Linear frame and side panes in L22 finish (wengé loft).

Composition appuyée avec profondeur réduite composé un module PH-VAR10 et PH-VAR14.

Cadre linéaire et panneaux latéraux L22 (finition wengue loft).

MODULI REFRIGERATI PER VINO

Wine cooling units · Modules réfrigérés pour vin



°C
+4 / +18

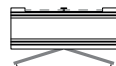


350

PH-VAR10



60



mm 900 x 350 x 1857



510


PM-VAR10



120



mm 900 x 510 x 1898

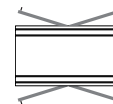


510

PC-VAR10



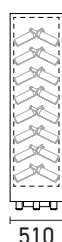
120



mm 900 x 510 x 1898



°C
+4 / +18



510

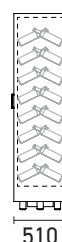
PM-VAR12



112



mm 900 x 510 x 1898

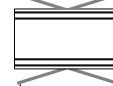


510

PC-VAR12



112



mm 900 x 510 x 1898



Parete Vino

Composizione da appoggio composta da PM-VAR10 ai lati, PM-VAR12 centrale, moduli superiori PM-VBR10.

Cornice lineare e pannelli laterali RAL9005 (nero).

Wall-back composition made with PM-VAR12 between two PM-VAR10 and upper PM-VBR10 modules.

Linear frame and side panes in RAL9005 finish (black).

Composition appuyée composée par deux éléments PM-VAR10 sur les côtés, un PM-VAR12 central, modules supérieurs PM-VBR10.

Cadre linéaire et panneaux latéraux RAL9005 (noir).

MODULI REFRIGERATI PER VINO

Wine cooling units · Modules réfrigérés pour vin



°C
+4 / +18



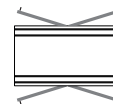
128

PM-VAR13



128

PC-VAR13

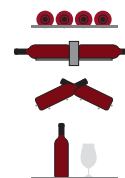


mm 900 x 510 x 1898

mm 900 x 510 x 1898



°C
+4 / +18

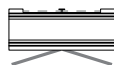


Allestimento interno personalizzabile
Custom internal layout
Aménagement intérieur personnalisable



56/64

PH-VAR14



350

mm 900 x 350 x 1857



112/128

PM-VAR14



510

mm 900 x 510 x 1898



112/128

PC-VAR14



510

mm 900 x 510 x 1898

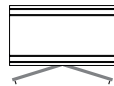
MODULI SALUMERIA
Salami modules · Modules salaisons



°C
+4 / +16



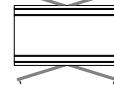
PM-SAR10



mm 900 x 510 x 1898



PC-SAR10



mm 900 x 510 x 1898



MODULI GASTRONOMIA

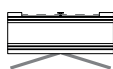
Delicatessen modules · Modules gastronomie



°C
+4 / +8




PH-GAR10



mm 900 x 350 x 1857



PM-GAR10



mm 900 x 510 x 1898



PC-GAR10



mm 900 x 510 x 1898

MODULI CIOCCOLATO

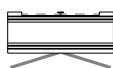
Chocolate modules · Modules chocolat



°C
+14 / +16




PH-CAR10



mm 900 x 350 x 1857



PM-CAR10



mm 900 x 510 x 1898



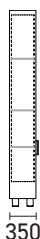
PC-CAR10



mm 900 x 510 x 1898

MODULI NEUTRI

Neutral modules · Modules neutres

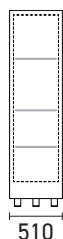


PH-MA10




350

mm 900 x 350 x 1880



PM-MA10



510

mm 900 x 510 x 1898

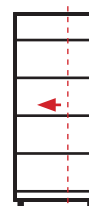


PC-MA10

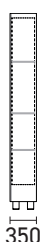


510

mm 900 x 510 x 1898




Modulo realizzabile su misura da cm 20 a cm 90
Custom made unit from cm. 20 up to cm. 90
Module sur mesure de cm. 20 jusqu'à cm. 90



PH-MA20

mm 900 x 350 x 1880



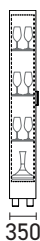
PM-MA20

mm 900 x 510 x 1898

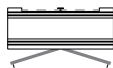


PC-MA20

mm 900 x 510 x 1898



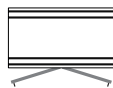
PH-MA30



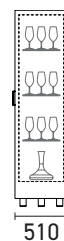
mm 900 x 350 x 1880



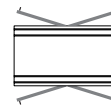
PM-MA30



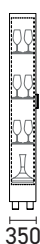
mm 900 x 510 x 1898



PC-MA30



mm 900 x 510 x 1898



PH-MA40



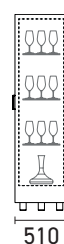
mm 486 x 350 x 1880



PM-MA40



mm 486 x 510 x 1898



PC-MA40




mm 486 x 510 x 1898



Modulo "B"

MODULI REFRIGERATI PER VINO - B

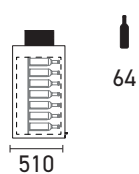
Wine cooling units · Modules réfrigérés pour vin



PC-VBR10

• Vista posteriore
Rear view
Vue postérieure

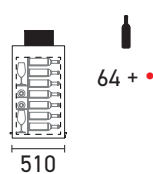
°C
+14 / +16



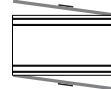
PM-VBR10




mm 900 x 510 x 1050



PC-VBR10



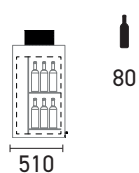
mm 900 x 510 x 1050



PC-VBR13

• Vista posteriore
Rear view
Vue postérieure

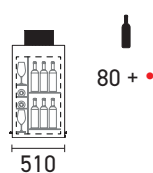
°C
+14 / +16



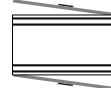
PM-VBR13



mm 900 x 510 x 1050



PC-VBR13



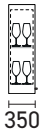
mm 900 x 510 x 1050

MODULI NEUTRI - B

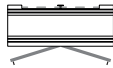
Neutral modules · Modules neutres



PH-MB30



350

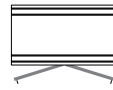


mm 900 x 350 x 900

PM-MB30



510

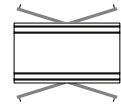


mm 900 x 510 x 900

PC-MB30



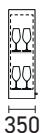
510



mm 900 x 510 x 900



PH-MB40



350



mm 486 x 350 x 900

PM-MB40

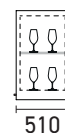


510



mm 486 x 510 x 900

PC-MB40



510



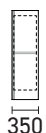
mm 486 x 510 x 900



Modulo realizzabile su misura da cm 20 a cm 90
Custom made unit from cm. 20 up to cm. 90
Module sur mesure de cm. 20 jusqu'à cm. 90



PH-MB20



mm 900 x 350 x 900

PM-MB20



mm 900 x 510 x 900

PC-MB20



mm 900 x 510 x 900





Modulo “D”

Con l'utilizzo del modulo “D” è possibile realizzare sia una soluzione tipo banco, utilizzando il rivestimento FIT, sia la soluzione a pensile, utilizzando le cornici.

Per realizzare una elegante esposizione enogastronomica, in aggiunta ai moduli per il vino, si possono inserire moduli neutri, salumeria e gastronomia.

With type “D” modules it is possible to create either a counter-like solution using our FIT cladding, or a suspended composition using our frames.

To realize an elegant enogastronomic display in addition to bottle units it is possible to add also neutral units, delicatessen and gastronomy ones.

Le module « D » est employable soit pour réaliser un comptoir avec une finition de revêtement FIT, soit pour une installation suspendue encastré finie par une cadre.

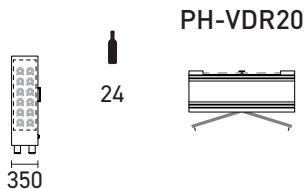
Pour réaliser une exposition enogastronomique élégante on peut insérer de modules neutres ou pour charcuterie et gastronomie.

MODULI REFRIGERATI PER VINO

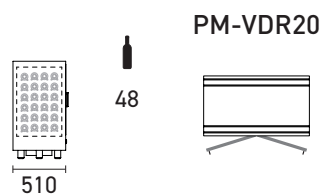
Wine cooling units · Modules réfrigérés pour vin



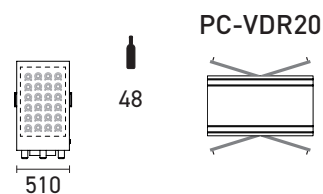
°C
+4 / +18



mm 900 x 350 x 902



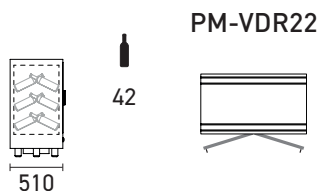
mm 900 x 510 x 943



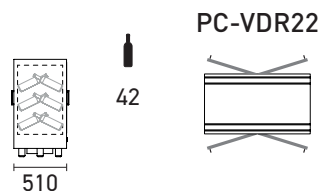
mm 900 x 510 x 943



°C
+4 / +18



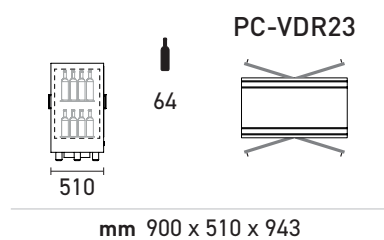
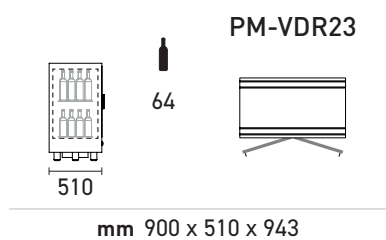
mm 900 x 510 x 943



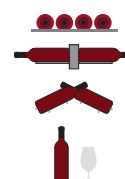
mm 900 x 510 x 943



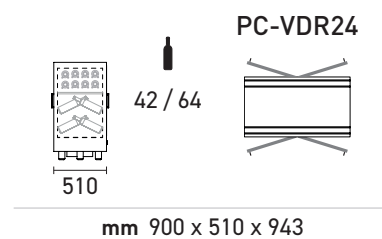
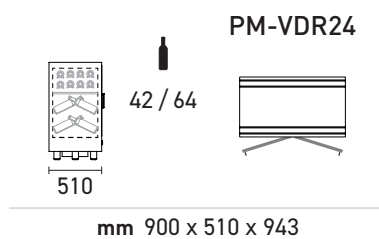
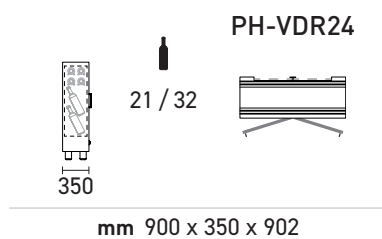
°C
+4 / +18



°C
+4 / +18



Allestimento interno personalizzabile
Custom internal layout
Aménagement intérieur personnalisable





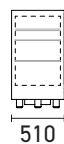
MODULI SALUMERIA

Salami modules • Modules salaisons



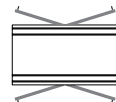
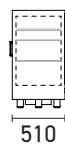
°C
+4 / +16

PM-SDR20



mm 900 x 510 x 943

PC-SDR20



mm 900 x 510 x 943

MODULI GASTRONOMIA

Delicatessen modules · Modules gastronomie

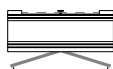


°C
+4 / +8

PH-GDR20

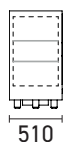


350




mm 900 x 350 x 902

PM-GDR20



510

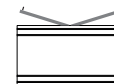


mm 900 x 510 x 943

PC-GDR20



510



mm 900 x 510 x 943

MODULI CIOCCOLATO

Chocolate modules · Modules chocolat

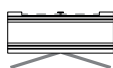


°C
+14 / +16

PH-CDR20



350




mm 900 x 350 x 902

PM-CDR20



510



mm 900 x 510 x 943

PC-CDR20



510



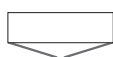
mm 900 x 510 x 943

MODULI NEUTRI - D

Neutral modules · Modules neutres


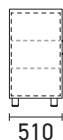


PH-MD10



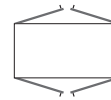
mm 900 x 350 x 902

PM-MD10



mm 900 x 510 x 943

PC-MD10

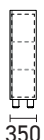


mm 900 x 510 x 943




Modulo realizzabile su misura da cm 20 a cm 90
Custom made unit from cm. 20 up to cm. 90
module sur mesure de cm. 20 jusqu'à cm. 90

PH-MD20



mm 900 x 350 x 902

PM-MD20



mm 900 x 510 x 943

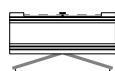
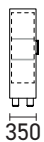
PC-MD20



mm 900 x 510 x 943

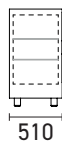


PH-MD30



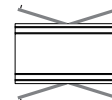
mm 900 x 350 x 902

PM-MD30



mm 900 x 510 x 943

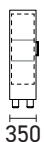
PC-MD30



mm 900 x 510 x 943

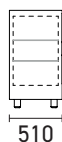


PH-MD40



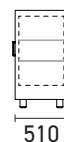
mm 486 x 350 x 902

PM-MD40



mm 486 x 510 x 943

PC-MD40



mm 486 x 510 x 943



Parete Vino

Composizione ad incasso su cavalletto
composta da due PM-VAR10.

Cornice sagomata finitura F01 (rivestimento
in foglia oro patinato).

*Built-in composition on stands made with two
PM-VAR10.*

Style frame in F01 finish (gold leaf coating).

*Composition en retrait sur un socle composé
de deux éléments PM-VAR10.*

*Finition avec cadre mouluré F01 (revêtement
en feuille d'or patinée).*

Finiture Parete Vino

CORNICE LINEARE

Plain frame · Cadre linéaire



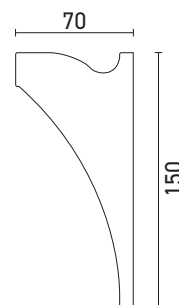
FN-CL

Colori disponibili

L01 - L10 - L11 - L20 - L21 - L22 - L23 - L40 - L50 - V01 - V02 - RAL

CORNICE SAGOMATA

Moulded frame · Cadre mouluré



FN-CS

Colori disponibili

A01 - F01 - F02 - V01 - V02 - RAL

PANNELLI LATERALI

Side panels · Les panneaux latéraux



FN-PL

L'inserimento dei pannelli laterali è da prevedere esclusivamente nell'installazione "da appoggio" oppure "centrale".

Side panels are to be added exclusively in the case of "wall-back" or "central" installations.

L'introduction des panneaux latéraux ne doit être envisagée qu'en cas de choix de l'installation "d'appui" ou "centrale".

Colori disponibili


M01 - L10 - L11 - L20 - L21 - L22 - L23 - L40 - L50 - V01 - V02 - RAL

RIVESTIMENTO FIT

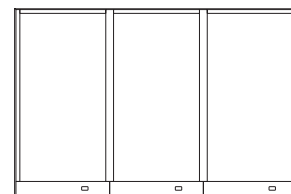
Fit cladding · Habillage Fit



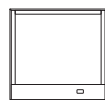
FN-RF*1A



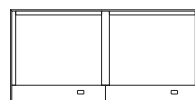
FN-RF*2A



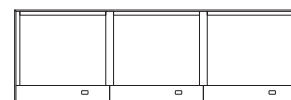
FN-RF*3A



FN-RF*1D



FN-RF*2D



FN-RF*3D

Rivestimento completo top, fianchi e frontalino.


Complete cladding for top, sides and front flap.

Rèvetement complet du top, côtés et panneau de base ouvrable.

Colori disponibili

L01 - L10 - L11 - L20 - L21 - L22 - L23 - L40 - L50 - V01 - V02 - RAL

COLORS





The Barlotti Concept
Moscow – Russia



Diplomat
Bucharest – Romania



Studio Senses
Zwolle – Holland




Hippopotamus
Macon – France



Dieta Oy
Helsinki – Finland



Beim Abruzzebier
Grosbous – Luxembourg



The Club at the Waterfront
Bexhill - on - Sea – UK



The Local
Lysaker – Norway



Korus
Beirut – Lebanon



Weinhof Aufreiter & Landhaus Ilse
Kramsach / Angern – Austria



Candando
Luanda – Angola



Chokhi Dhani
London – UK

Parete Vino nel mondo

Model Reg. n. TO 2011/29 • Design Reg. n. TO 2012/41

Tecnologia, stile ed eleganza espressione del vero made in Italy.

La Parete Vino, con le sue diverse forme e colori, arreda con classe importanti e prestigiosi hotel, ristoranti e residenze private, in tutto il mondo.



Love It
Milan Expo 2015 – Italy



Dempsey Cookhouse
Singapore



Pasadena Restaurant
Warsaw – Poland



Kameha Grand Zurich
Opfikon – Switzerland



Ambasciata del gusto
Abbiategrasso – Italy



Krackwein by Götzelmann
Bad Dürkheim – Germany



Le Montaigne Montparnasse
Paris – France



One Apple
Montecarlo – PT. Monaco



Carlton Restaurant
Zurich – Switzerland



Victorian restaurant
Düsseldorf – Germany



Galerie CB
Preteln Bâlen – Switzerland



Bistrot Cannavacciuolo
Turin – Italy

Parete Vino around the world

Technology, style and elegance are expressions of the real "made in Italy". Parete Vino, with its many shapes and colours, decorates with class important and prestigious hotels, restaurants and private residences all over the world.

Parete Vino dans le monde

La technologie, le style et l'élégance sont l'expression du vrai Made in Italy. Parete Vino, avec ses différents formes et couleurs, decore avec distinction des importants et prestigieux hôtels, restaurants et résidences privées, dans le monde entier.

Parete Vino

È un sistema componibile. Si possono unire tra loro due o più modelli di vetrine diverse. La composizione deve essere completata con l'inserimento delle cornici o del rivestimento Fit.

Modular system – two or more different models of cabinet can be combined together. The composition has to be fitted with frames or Fit cladding.

C'est un système modulaire. Deux ou plusieurs modèles de vitrines différentes peuvent être assemblés.

La composition doit être complétée par les encadrements ou le revêtement Fit.

CARATTERISTICHE COSTRUTTIVE

Features · Caracteristiques de construction

Struttura in alluminio

Porte a battente con vetrocamera - protezione UV

Serratura con chiave

Fianchi e top in pannelli di schiuma poliuretanic

Interni in alluminio

Illuminazione a LED bianco naturale (4000 K - 30 led/mt - 7,2 W/mt - 572 lumen/mt)

Compressore ad inverter (H)

Refrigerazione statica e ventilata

Termoregolatore digitale

Sbrinamento automatico ed evaporazione automatica della condensa

Sistema di antivibrazione

Aluminium structure

Hinged doors with double glazing - UV protection

Lock with key

Sides and top panels polyurethane foam

Aluminium interior

White natural daylight LED (4000 K - 30 led/mt - 7,2 W/mt - 572 lumen/mt)

Inverter compressor (H)

Static and ventilated refrigeration

Digital temperature controller

Automatic defrosting and automatic evaporation system

Anti-vibration system

Structure en aluminium

Portes battantes avec double vitrage - Protection UV

Serrure à clé

Côtés et top : panneaux de mousse de polyuréthane

Intérieur en aluminium

LED blanc day-light naturel (4000 K - 30 led/mt - 7,2 W/mt - 572 lumen/mt)

Compresseur onduleur (H)

Réfrigération statique et ventilé

Thermorégulateur digital

Dégivrage et évaporation de la condensation automatiques

Système anti-vibration

I modelli PH-* devono essere fissati alla parete utilizzando le staffe in dotazione.

The PH-* models must be fixed to the wall with the provided brackets.

Les modèles PH-* sont à fixer contre le mur avec les supports fournis.



CONFIGURATORE ONLINE

Online builder · Outil de configuration en ligne



Installazione con cornice

Frame installation · Installation avec encadrement



Appoggio

Nell'installazione ad appoggio possono essere inseriti uno o più dei seguenti modelli (con il lato posteriore chiuso): PM-* · PH-*.

Occorre inoltre completare la composizione aggiungendo una cornice e due pannelli laterali.

Standing

In a standing installation, one or more of the following modules can be included (closed back side): PM- · PH-*. It is also necessary to complete the composition by adding one frame and two side panels*

D'appui

Dans l'installation contre le mur on peut prévoir un ou plusieurs des modèles suivants (avec le côté arrière fermé): PM- · PH-*.*

Il est également nécessaire de compléter la composition en ajoutant un cadre et deux panneaux latéraux.



Centrale

Nell'installazione centrale possono essere inseriti uno o più dei seguenti modelli (porte apribili su entrambi i lati): PC-*.

Occorre inoltre completare la composizione aggiungendo due cornici, una per ciascun lato, e due pannelli laterali.

Central

In a central installation one or more of the following modules can be included (doors on both sides): PC-.*

It is also necessary to complete the composition by adding two frames (one for each side) and two side panels

Central

Dans l'installation centrale, un ou plusieurs des modèles suivants peuvent être insérés (portes sur les deux côtés): PC-.*

Il est également nécessaire de compléter la composition en ajoutant deux cadres, un de chaque côté, et deux panneaux latéraux.



Incasso

Nell'installazione ad incasso possono essere inseriti uno o più dei seguenti modelli (con il lato posteriore chiuso): PM-* · PH-*.

Occorre inoltre completare la composizione aggiungendo una cornice. Non occorrono i pannelli laterali.

Built-in

In a built-in installation, one or more of the following modules can be included (closed back side): PM- · PH-*.*

It is also necessary to complete the composition by adding one frame. No side panels needed.

A encastrement

Un ou plusieurs des modèles suivants peuvent être insérés dans l'installation encastrée (avec le côté arrière fermé): PM- · PH-*.*

Il est également nécessaire de compléter la composition en ajoutant un cadre. Les panneaux latéraux ne sont pas nécessaires.

LATO POSTERIORE

Back side · Face arrière



Lato posteriore chiuso

*Closed back
Arrière fermé*



Porte su ambo i lati

*Doors on both sides
Portes des deux côtés*

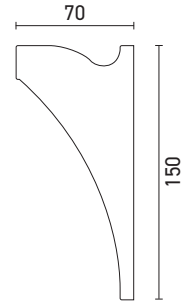
Cornici

Frame · Cadre

CORNICE LINEARE (CL)
PLAIN FRAME (CL)
CADRE LINÉAIRE (CL)



CORNICE SAGOMATA (CS)
MOULDED FRAME (CS)
CADRE MOULURÉ (CS)



FN-CS1A	FN-CS2A	FN-CS3A	FN-CS1AB	FN-CS2AB	FN-CS3AB
FN-CL1A	FN-CL2A	FN-CL3A	FN-CL1AB	FN-CL2AB	FN-CL3AB

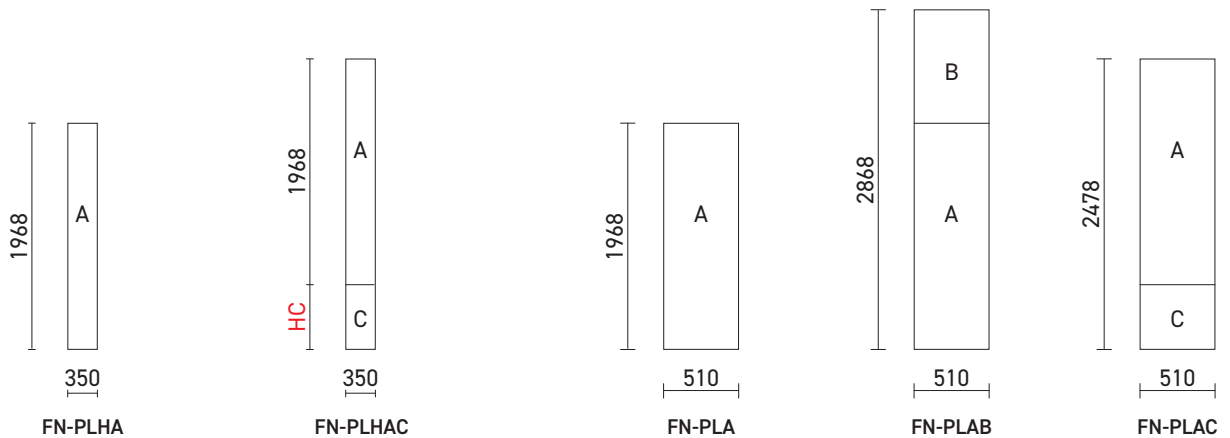
Pannelli laterali

Side panels · Les panneaux latéraux

L'inserimento dei pannelli laterali è da prevedere esclusivamente nel caso in cui si opti per l'installazione "da appoggio" oppure "centrale". Salvo diverse specifiche viene applicato lo stesso colore della cornice.

Side panels are to be added exclusively in the case of "wall-back" or "central" installations. Unless otherwise requested, side panels are supplied in the same finish as the frame.

L'introduzione des panneaux latéraux ne doit être envisagée qu'en cas de choix de l'installation "d'appui" ou "centrale". Sauf indications contraires, le coloris appliqué est celui du cadre.



Rivestimento Fit

Fit cladding · Revêtement Fit



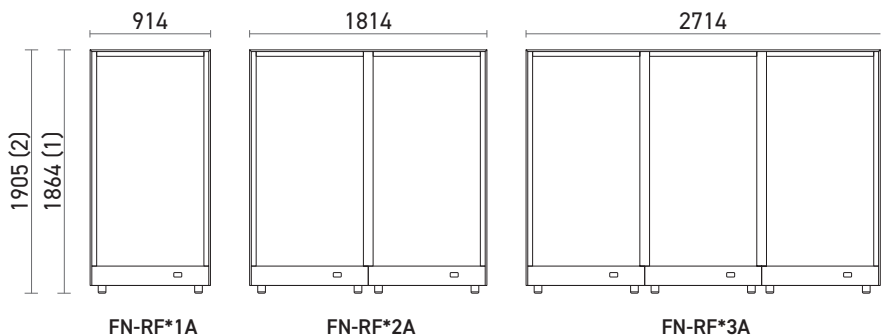
Rivestimento completo top, fianchi e frontalino

Complete cladding for top, sides and front flap

Revêtement complet, top côtés et le panneau frontal

(1) PH-*

(2) PM-* • PC-*



Cavalletto

Stand · Chevalet

Con l'installazione ad incasso su cavalletto si ottiene uno straordinario effetto scenografico nel quale sia la vetrina che le bottiglie acquistano maggiore visibilità. Il cavalletto è singolo ed è provvisto di piedi regolabili e deflettore di aria calda (PM-PC). Il pannello in medium density è costruito in tre diverse misure per uno, due e tre moduli.

Il cavalletto ha un'altezza standard di 450 mm ma a richiesta può essere fornito anche con altezza 150 - 200 - 250 - 300 - 350 e 400 mm ed è rifinito con l'applicazione di un pannello in medium density magnetico.

The built-in installation on stands makes for a stunning visual effect making both the showcase and the bottles acquire greater visibility. The stand is for a single module and is provided with adjustable feet and warm air deflector (PM-PC). The medium density panel is made in three different sizes to fit one, two or three modules.


The stand has a standard height of 450 mm but upon request it can be supplied with a height of 150 - 200 - 250 - 300 - 350 and 400 mm and finished with the application of a magnetic medium density panel.

L'installazione encastrée sur chevalet permet d'obtenir un effet spectaculaire où la vitrine et les bouteilles gagnent en visibilité. Le chevalet est simple et pourvu de pieds réglables et de déflecteur d'air chaud (PM-PC). Le panneau en MDF est disponible en trois tailles différentes, pour un, deux et trois modules.


Le stand a une hauteur standard de 450 mm, mais sur demande, il peut également être fourni avec une hauteur de 150 - 200 - 250 - 300 - 350 et 400 mm et est complété par un panneau perforé magnétique en MD.

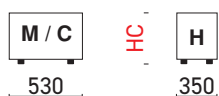


Cavalletto in alluminio
Aluminium stand
Chevalet en aluminium



Pannello MDF
MDF panel
Panneau en MDF

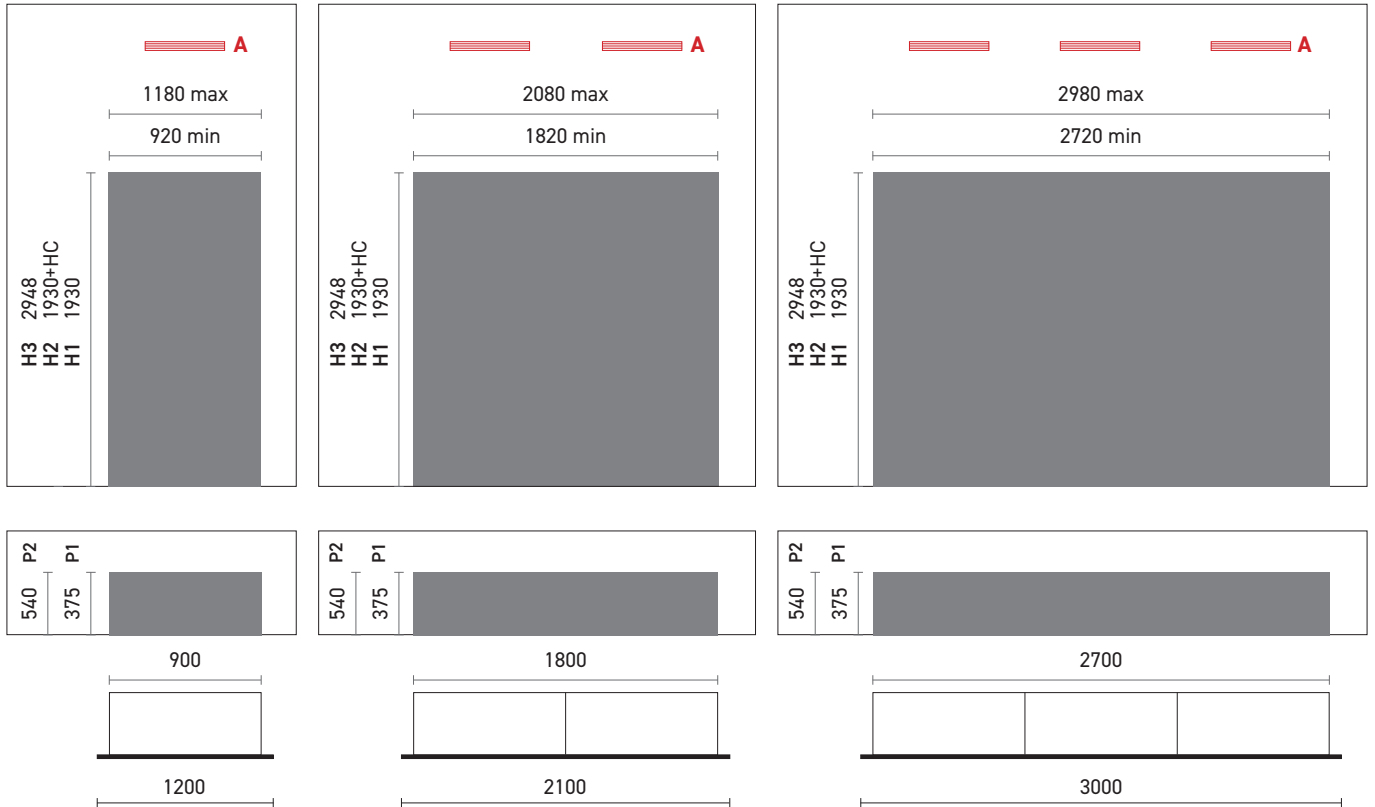
CODE		DS
Cavalletto in alluminio - Aluminium stand - Chevalet en aluminium		
PH-CAV	840 x 350 x HC (150/450)	Per installazione da appoggio e incasso (H) · For built-in and wall-back installation (H) · Pour installation contre le mur ou intégrée dans une niche (H)
PM-CAV	780 x 443 x HC (150/450)	Per installazione da appoggio e incasso (M) · For built-in and wall-back installation (M) · Pour installation contre le mur ou intégrée dans une niche (M)
PC-CAV	780 x 482 x HC (150/450)	Per installazione centrale (C) For central installation (C) · pour installation centrale (C)
Pannello (MDF non verniciato - 10 mm) - Panel (unfinished MDF - 10 mm) - Panneau (MDF sans finition - 10 mm)		
Per installazione ad incasso - For built-in installation - Pour installation encastrée		
P-CAV-IN1	1098 x (210/510)	1 modulo - 1 module - 1 module
P-CAV-IN2	1998 x (210/510)	2 moduli - 2 modules - 2 modules
P-CAV-IN3	2898 x (210/510)	3 moduli - 3 modules - 3 modules
PH-CAV-IN1	1098 x (160/460)	1 modulo - 1 module - 1 module
PH-CAV-IN2	1998 x (160/460)	2 moduli - 2 modules - 2 modules
PH-CAV-IN3	2898 x (160/460)	3 moduli - 3 modules - 3 modules
Per installazione da appoggio o centrale - For central and wall-back installation - Pour installation en appui ou centrale		
P-CAV-AC1	1186 x (210/510)	1 modulo - 1 module - 1 module
P-CAV-AC2	2086 x (210/510)	2 moduli - 2 modules - 2 modules
P-CAV-AC3	2986 x (210/510)	3 moduli - 3 modules - 3 modules
PH-CAV-A1	1186 x (160/460)	1 modulo - 1 module - 1 module
PH-CAV-A2	2086 x (160/460)	2 moduli - 2 modules - 2 modules
PH-CAV-A3	2986 x (160/460)	3 moduli - 3 modules - 3 modules



HC (altezze del cavalletto disponibili)
HC (available stand height)
HC (Hauteurs du stand disponibles)
mm 150 - 200 - 250 - 300 - 350 - 400 - 450

Misure per incasso a parete

Size of built-in units · Les dimensions pour l'encastrement au mur



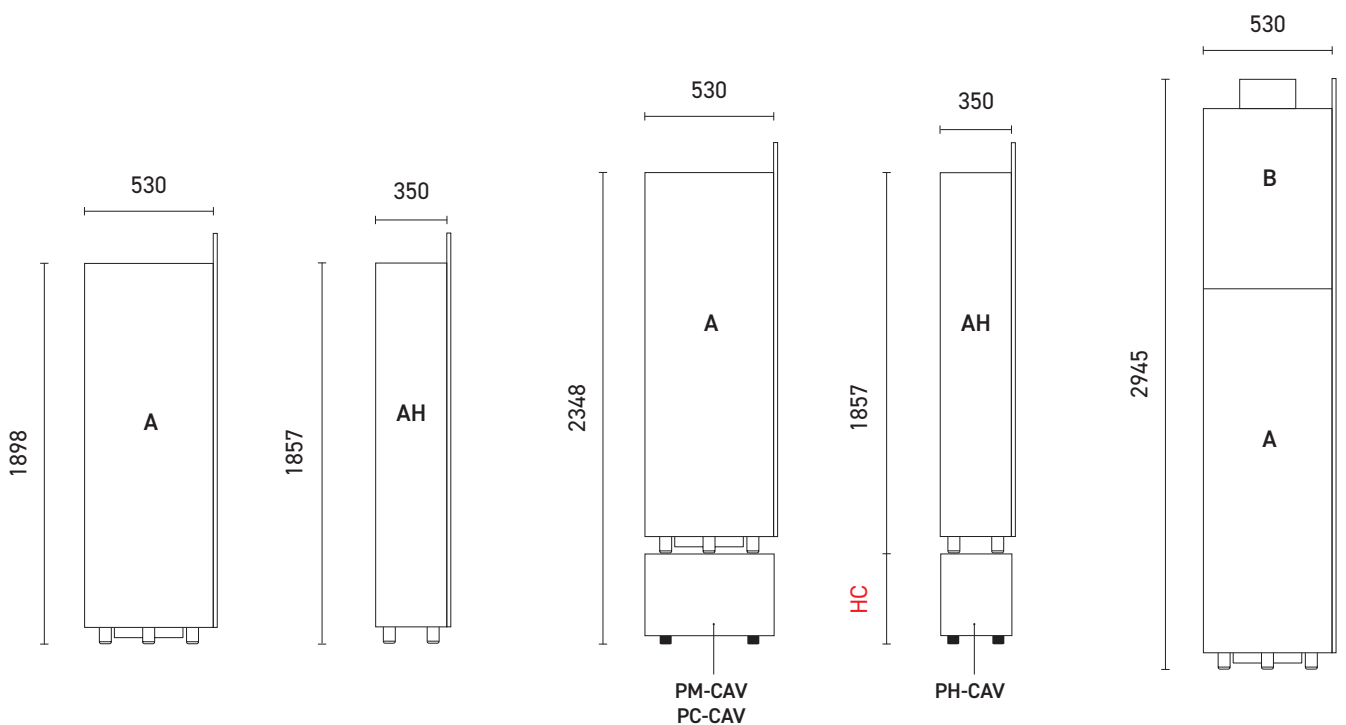
(P1) PH-* · (P2) PM-* · PC-* · (H1) A · (H2) A + C · (H3) A + B

HC (altezze del cavalletto disponibili) · HC (available stand height) · HC (Hauteurs du stand disponibles): mm 150 - 200 - 250 - 300 - 350 - 400 - 450

A Prevedere nella parte alta della parete dove viene incassata la vetrina un'apertura che consenta la fuoriuscita dell'aria calda (solo PH-).

A Include an opening above the niche in which the showcase is built in to allow the discharge of warm air (PH- only).

A Prévoir dans la partie supérieure de la niche dans laquelle on va encastrer la vitrine une ouverture en permettant l'échappement de l'air chaud (seulement PH-).



Moduli doppi (D / D)

Double units • Modules doubles



P* - VDR20



P* - VDR22



P* - VDR23



P* - VDR24



P* - MD10



P* - MD20



P* - MD30



P* - SDR20



P* - GDR20




P* - CDR20

I moduli doppi (D/D) sono composti da 2 moduli "D" singoli e vengono forniti già assemblati insieme (mm 900x510x1898). Occorre scegliere ed indicare il posizionamento dei moduli (superiore ed inferiore). Ogni modulo ha il proprio compressore ed il proprio termoregolatore.

The double units (D/D) consist of 2 "D" units supplied already assembled (900x510x1898 mm). Position of the units (top and bottom) must be specified. Each unit has its own compressor and controller.

Les modules doubles (D/D) se composent de 2 modules "D" indépendants et sont livrés assemblés (900x510x1898 mm). Vous devez sélectionner et spécifier les emplacements de module (en haut et en bas). Chaque module est équipé de son propre compresseur et son thermoregulateur.



P-AMDD

Alcuni esempi • Some examples • Quelques exemples



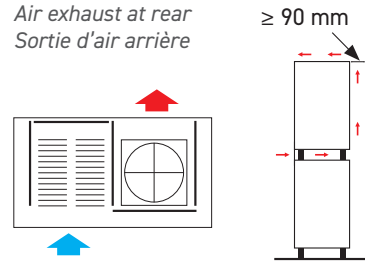
La cover tra una vetrina e l'altra è in lamiera zincata verniciata in colore RAL 9007.


The cover between the two units is made of galvanized steel in RAL 9007 finish.

La panneaux perforé entre les vitrines est en tôle galvanisée peinte en couleur RAL 9007.

OPTIONAL OPT-EAP



Espulsione aria posteriore
Air exhaust at rear
Sortie d'air arrière





Gallery

Sono veramente tante le realizzazioni che si possono ottenere utilizzando i moduli della collezione "Parete Vino". Una risposta concreta alla sempre maggiore richiesta di personalizzazione. Soluzioni diverse tra loro per forma e colore tanto da sembrare sempre qualcosa di nuovo.



The "Parete Vino" collection and its modules make it possible to create plenty of compositions, a tangible response to the ever-growing demand of customization. Such is the diversity in shape and colour that it always looks new and fresh.






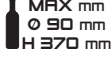








Sont autant de réalisations qui peuvent être obtenus en utilisant les modules de la collection "Parete Vino". Une réponse concrète à la demande croissante de personnalisation. Solutions différentes dans la forme et la couleur de sorte qu'ils semblent toujours quelque chose de nouveau.

OPTIONAL

CODE	€	DS	Disponibile <i>Available · Disponible</i>	Non disponibile <i>Not available · Non disponible</i>
 OPT-RGB	190,00	Controller RGB <i>RGB controller</i> <i>Regulateur RGB</i>	Tutte le vetrine <i>All units</i> <i>Toutes les vitrines</i>	-
 OPT-CBD	240,00	Controller bianco dinamico <i>Dynamic white controller</i> <i>Regulateur blanc dynamique</i>	Tutte le vetrine <i>All units</i> <i>Toutes les vitrines</i>	-
 OPT-CIN	380,00	Compressore ad inverter <i>Inverter compressor</i> <i>Compresseur onduleur</i>	Tutte le vetrine M / C <i>All M / C units</i> <i>Toutes les vitrines M / C</i>	Moduli B Vetrine H (già di serie) <i>H units (standard)</i> <i>Vitrines H (déjà inclus de serie)</i>
 OPT-ABK	1.600,00	All black	Tutte le vetrine <i>All units</i> <i>Toutes les vitrines</i>	-
 OPT-PCN	320,00	Porte colore Nero <i>Black doors</i> <i>Portes noires</i>	Tutte le vetrine <i>All units</i> <i>Toutes les vitrines</i>	-
 OPT-VIN	1.200,00	Verniciatura interno nero <i>Internal black coating</i> <i>Partie intérieure laqué noire</i>	Tutte le vetrine <i>All units</i> <i>Toutes les vitrines</i>	-
 OPT-RIS	330,00	Rivestimento specchio <i>Mirror panel</i> <i>Panneaux miroir</i>	Tutte le vetrine M / C <i>All M / C units</i> <i>Toutes les vitrines M / C</i>	Moduli B Vetrine H <i>H units</i> <i>Vitrines H</i>
 <small>Model Reg. n. TO 20 2016 0000 92512</small> OPT-FCA	80,00	Filtro a carboni attivi <i>Activated carbon filter</i> <i>Filtre à charbon actif</i>	Tutte le vetrine <i>All units</i> <i>Toutes les vitrines</i>	-
 OPT-V1	19,00	Vaschetta acciaio inox <i>Stainless steel tray</i> <i>Plateau en acier inoxhydable</i>	Tutte le vetrine <i>All units</i> <i>Toutes les vitrines</i>	-

<p>Installazione impianto led RGB (30 led/m - 7,2 Wm - 550 lumen/m - 12 V) in sostituzione dei led bianchi standard. Telecomando per gestione colori, programmazione effetti ed intensità luminosa. Il colore bianco dei led RGB è bianco freddo (6.000-6.500 K).</p>	<p><i>Replaces standard white LEDs with RGB LEDs. Various colours, lighting effects and dimming can be selected with the included remote control. RGB's white hue is very cool (6000-6500°K). We suggest not using the RGB LEDs for cold dish and cured meats/cheese units.</i></p>	<p><i>Installation système led RGB (30 led/m - 7,2 Wm - 550 lumen/m - 12 V) à la place des LEDs blancs standard. Télécommande pour la gestion des couleurs, effets de programmation et intensité lumineuse. La couleur blanche de la led RGB est un blanc froid (6.000-6.500 K).</i></p>
<p>Installazione impianto led BIANCO DINAMICO (140 led/m - 19,2 Wm - 2.000 lumen/m - 24 V) in sostituzione dei led bianchi standard. Telecomando per gestione colore bianco (variabile da bianco caldo 2700 K a bianco freddo 6000 K). Controllo intensità luminosa.</p>	<p><i>Installation of DYNAMIC WHITE (140 led/m - 19,2 Wm - 2.000 lumen/m - 24 V) setup in place of standard white LEDs. Remote control for white setting (ranging from warm white 2700 K to cold white 6000 K). Dimmer.</i></p>	<p><i>Installation système LED BLANC DYNAMIQUE (140 led/m - 19,2 Wm - 2.000 lumen/m - 24 V) à la place des LEDs blancs standard. Télécommande pour la régulation du blanc (variable de blanc chaud 2700 K à blanc froid 6000 K). Contrôle intensité éclairage.</i></p>
<p>Installazione di Impianto frigorifero con compressore ad inverter (funzionamento a giri variabili con elettronica dedicata) - Risparmio energetico 35 % - Riduzione rumorosità 25 % - Disponibile nella tensione 230 V - 50/60 Hz -</p>	<p><i>Installation of cooling system with inverter compressor (variable speed operation with dedicated electronics) - 35% energy saving - 25% decreased noise - Available for 230 V - 50/60 Hz.</i></p>	<p><i>Installation de l'unité de réfrigération avec compresseur onduleur (fonctionnement à rotation tournante dédié) - Economie d'énergie du 35% - Réduction du bruit 25% - Disponible en 230 V - 50/60 Hz -</i></p>
<p>Verniciatura a polveri epossidiche colore nero opaco di tutte le parti metalliche interne (montanti, pannelli interni, accessori, piano) ed esterne (profili porte, telai, maniglie, carter). A seconda dei modelli, alcuni particolari tipo viti o reggimensole vengono mantenuti in finitura inox.</p>	<p><i>Black matte epoxy powder coating of all internal (beams, internal panels, accessories, shelf) and external (door profiles, frame, handles, flank) metal parts. Depending on model, some details i.e. screw caps or shelf supports remain in stainless steel finish.</i></p>	<p><i>Peinture en poudre époxy de couleur noir mat de toutes les parties métalliques internes (montants, panneaux internes, accessoires, dessus) et externes (profils de portes, cadres, poignées, carter). Selon les modèles, certains détails comme des vis ou les supports d'étagère sont conservés dans une finition en acier inoxydable.</i></p>
<p>Verniciatura a polveri epossidiche colore Nero della parte esterna. PARETE (profili porte, telaio di battuta delle porte, maniglie) TECA (profili porte maniglie).</p>	<p><i>Black epoxy powder coating of the external part. PARETE (door profile, frame, handles) TECA (door profile, handle).</i></p>	<p><i>Laquage de l'extérieur avec vernis à poudre époxy noire. PARETE (profilés de porte, châssis de porte, poignées) TECA (profilés, portes et poignées).</i></p>
<p>Verniciatura di tutte le parti interne in alluminio con finitura a polveri colore nero opaco (fianchi, pannelli centrali, tondini, montanti, schiena, base e top). A seconda dei modelli, alcuni particolari tipo viti o reggimensole vengono mantenuti in finitura inox.</p>	<p><i>All internal aluminum parts are finished with matte black powder coating (sides, central panels, rods, strut, back, base and top). Depending on model, some details i.e. screw caps or shelf supports remain in stainless steel finish.</i></p>	<p><i>Toutes les pièces intérieures en aluminium sont laquées en noir mat (côtés, panneaux centraux, poteaux, tiges, dossier, base et dessus). Selon le modèle, certains détails comme vis ou équerres sont conservés en acier inoxydable.</i></p>
<p>Sostituzione del rivestimento interno standard in alluminio anodizzato con un rivestimento in alluminio specchio. A secondo dei modelli, si può inserire il rivestimento a specchio nelle spalle laterali e nella schiena.</p>	<p><i>Replaces the standard anodized aluminium lining with an aluminium mirror coating. Depending on the model, it applies to side and back panels.</i></p>	<p><i>Panneau au aluminium finition polie miroir au lieu de la finition l'anodisé standard. Selon les modèles on peut mettre le miroir sur les côtés et le fond de la vitrine.</i></p>
<p>Filtro a carboni attivi ricaricabile. È possibile estrarre il filtro dalla vetrina e sostituire i carboni in pochi minuti. Permette un naturale ricircolo di aria nelle vetrine vino. È consigliato per le vetrine utilizzate per conservazione che non vengono aperte spesso.</p>	<p><i>Rechargeable activated carbon filter. The filter can be easily removed from the cabinet to quickly replace the coals. It allows a natural circulation of air in the wine showcase. This option is suggested for the showcases used for conservation that are not frequently opened.</i></p>	<p><i>Filtre à charbon actif rechargeable. Il est possible d'enlever le filtre de la vitrine et de remplacer les charbons en quelques minutes. Il permet une circulation naturelle de l'air dans les vitrines à vins. Il est recommandé pour les vitrines utilisées pour la conservation qui ne sont pas fréquemment ouvertes.</i></p>
<p>Vaschetta in acciaio inox lucido con bordi piegati a 45 gradi, dim. L x P x H mm 171 x 195 x 15. È possibile posizionare 4 vaschette sia sul piano in vetro da mm 350 x 400 (cioccolato - gastronomia) che sul piano mm 340 x 400 (salumeria). Consente di ottimizzare lo spazio sul piano in tutte le vetrine cioccolato, gastronomia e salumeria.</p>	<p><i>Polished stainless steel tray with edges bent at 45 degrees, dim. W x D x H 171 x 195 x 15 mm. Up to 4 trays fit on each glass shelf 350 x 400 mm (chocolate - cold dishes) as well as on 340 x 400 mm shelves (cured meats/cheese). Useful to make the most of the available space for chocolate, cold dish and cured meats/cheese units.</i></p>	<p><i>Plateau en acier inoxydable poli avec des bords pliés à 45 degrés, dim. L x P x H 171 x 195 x 15 mm. Il est possible de placer 4 plateaux sur chaque étagère en verre de 350 x 400 mm (Gastronomie et chocolat), mais aussi sur mm 340 x 400 (charcuterie). Utile pour optimiser l'espace dans toutes les vitrines pour le chocolat, la gastronomie et la charcuterie.</i></p>

OPTIONAL

CODE	€	DS		
OPTIONAL PARETE - TECA *14 - 24 (M / C)				
 OPT-14MP-BF	90,00	Bottiglie frontali (Parete)	<i>Front neck bottles (Parete)</i>	<i>Bouteilles à col avant (Parete)</i>
 OPT-14T-BF		Bottiglie frontali (Teca)	<i>Front neck bottles (Teca)</i>	<i>Bouteilles à col avant (Teca)</i>
 OPT-14MP-BI	90,00	Bottiglie inclinate (Parete)	<i>Reclined bottles (Parete)</i>	<i>Bouteilles inclinées (Parete)</i>
 OPT-14T-BI		Bottiglie inclinate (Teca)	<i>Reclined bottles (Teca)</i>	<i>Bouteilles inclinées (Teca)</i>
 OPT-14-BO	120,00	Bottiglie orizzontali (Parete - Teca)	<i>Horizontal bottles (Parete - Teca)</i>	<i>Bouteilles horizontales (Parete - Teca)</i>
				
 OPT-14MP-PR	36,00	Piano regolabile (Parete)	<i>Adjustable shelf (Parete)</i>	<i>Etagère réglable (Parete)</i>
 OPT-14T-PR		Piano regolabile (Teca)	<i>Adjustable shelf (Teca)</i>	<i>Etagère réglable (Teca)</i>
OPTIONAL PARETE - TECA *14 - 24 (H)				
 OPT-14MPH-BI	70,00	Bottiglie inclinate (Parete)	<i>Reclined bottles (Parete)</i>	<i>Bouteilles inclinées (Parete)</i>
 OPT-14TH-BI		Bottiglie inclinate (Teca)	<i>Reclined bottles (Teca)</i>	<i>Bouteilles inclinées (Teca)</i>
 OPT-14H-BO	60,00	Bottiglie orizzontali (Parete - Teca)	<i>Horizontal bottles (Parete - Teca)</i>	<i>Bouteilles horizontales (Parete - Teca)</i>
				
 OPT-14MPH-PR	28,00	Piano regolabile (Parete)	<i>Adjustable shelf (Parete)</i>	<i>Etagère réglable (Parete)</i>
 OPT-14TH-PR		Piano regolabile (Teca)	<i>Adjustable shelf (Teca)</i>	<i>Etagère réglable (Teca)</i>

Le vetrine *14 - 24 della serie Teca e Parete vengono fornite senza allestimenti. È possibile personalizzare l'allestimento interno scegliendo uno o più optional tra quelli sopra indicati.

*The units *14 - 24 of the Teca and Parete series are supplied without internal fittings. You can customize the interior by choosing one or more of the options above.*

*Les modules *14 - 24 de la serie Teca e Parete sont fournis sans accessoires. Vous pouvez personnaliser l'intérieur en choisissant une ou plusieurs options parmi celles indiquées ci-dessus.*


<p>Piano in plexiglas con staffette di fissaggio. Il sistema è regolabile in altezza con passo di 5 cm in funzione delle bottiglie inserite. Ogni piano può contenere 4 bottiglie.</p>	<p><i>Plexiglas shelf with fixing brackets. The system is adjustable in height, shelves can be fitted every 5 cm. depending on how many and what kind of bottles you want to insert. Each shelf can hold 4 bottles.</i></p>	<p><i>Tablette en Plexy avec supports de montage. Le système est réglable en hauteur, les étagères peuvent être installées tous les 5 cm. selon le nombre et le type de bouteilles que vous souhaitez insérer. Chaque étagère peut accueillir 4 bouteilles.</i></p>
<p>Struttura realizzata con laterali in plexiglas e tondini in alluminio. Questa struttura può essere posizionata a diverse altezze con interasse minimo di 20 cm. Può contenere fino a 7 bottiglie classiche da 0,75 l oppure 4 Magnum ø 110 mm. Possibilità di installare 8 display (14) e 3 display (24) per ciascun vano.</p>	<p><i>Structure made of Plexiglas sides and aluminium rods. This structure can be positioned at different heights, with a minimum gap of 20 cm. It can hold 7 standard 0.75 l. bottles or 4 Magnum ø 110 mm. Up to 8 displays (14) and 3 displays (24) can be installed in each compartment.</i></p>	<p><i>Structure avec latéraux en Plexy et tiges en aluminium. Cette structure peut être positionnée à des hauteurs différentes avec un minimum de 20 cm de distance. Elle peut accueillir 7 bouteilles classiques de 0,75 l. ou 4 Magnum ø 110 mm. Possibilité d'installer 8 expositifs (14) et 3 expositifs (24) dans chaque compartiment.</i></p>
<p>3 Kit composti da 8 tondini cadauno (totale 24 tondini). Con ogni kit è possibile esporre 3 file da 8 bottiglie (24 bottiglie totali) ed è regolabile in altezza ogni 10 cm.</p>	<p><i>3 kits made of 8 rods each (24 rods in total). Each kit stores 3 rows of 8 bottles (24 bottles total) and can be adjusted every 10cm in height.</i></p>	<p><i>3 Kits comprenant 8 tiges chacun (total 24 tiges). Avec chaque KIT on peut exposer 3 files de 8 bouteilles (24 bouteilles en total) et il est réglable en hauteur à chaque 10 cm.</i></p>
<p>Piano regolabile in vetro temperato con reggi mensole. Il piano è regolabile con passo 5 cm. È molto utile per il posizionamento di bottiglie in verticale, bottiglie e decanter.</p>	<p><i>The shelves can be positioned every 5 cm. Suitable for vertical bottles, glasses and decanters.</i></p>	<p><i>Étagère réglable en verre trempé avec supports. L'étagère peut être installée chaque 5 cm. Il est très utile pour positionner verticalement les bouteilles, les verres et les carafes decanters.</i></p>
<p>Piano in plexiglass termoformato. Questo accessorio può essere posizionato a diverse altezze e può contenere 4 bottiglie classiche da 0,75 l. Possibilità di installare 5 display (14) e 3 display (24) per ciascun vano.</p>	<p><i>Thermoformed plexiglass support. This component can be positioned at different heights and can contain 4 classic 0.75 l bottles. Up to 5 displays (14) and 3 displays (24) can be installed in each compartment.</i></p>	<p><i>Support bouteilles en plexiglas thermoformé. Cet accessoire peut être placé à différentes hauteurs et peut contenir 4 bouteilles classiques de 0,75 l. Possibilité d'installer 5 expositifs (14) et 3 expositifs (24) dans chaque compartiment.</i></p>
<p>3 Kit composti da 4 tondini cadauno (totale 12 tondini). Con un kit è possibile esporre 3 file da 4 bottiglie (12 bottiglie totali) ed è regolabile in altezza ogni 10 cm.</p>	<p><i>3 kits made of 4 rods each (12 rods in total). Each kit stores 3 rows of 4 bottles (12 bottles total) and can be adjusted every 10cm in height.</i></p>	<p><i>3 Kits comprenant 4 tiges chacun (total 12 tiges). Avec chaque KIT on peut exposer 3 files de 4 bouteilles (12 bouteilles en total) et il est réglable en hauteur à chaque 10 cm.</i></p>
<p>Piano regolabile in vetro temperato con reggi mensole. Il piano è regolabile con passo 5 cm. È molto utile per il posizionamento di bottiglie in verticale e bicchieri.</p>	<p><i>The shelves can be positioned every 5 cm. Suitable for vertical bottles, glasses and decanters.</i></p>	<p><i>Étagère réglable en verre trempé avec supports. L'étagère peut être installée chaque 5 cm. Il est très utile pour positionner verticalement les bouteilles et les verres.</i></p>

HPL laminato alta pressione • high pressure laminate • stratifiés haute pression



● **LD 1**

HPL non verniciato
no finish HPL
HPL non peinte




● **L1 0**

bianco opaco
matt white
blanc mat



● **L1 1**

nero opaco
matt black
noir mat



● **L2 0**

castagno
chestnut
chêne



● **L2 1**

teak roble
teak roble
teck rouvre



● **L2 2**

wengé loft
loft wenge
wenge loft




● **L2 3**

larice cenere
ash Larch
mélèze cendre



● **L4 0**

cemento tortora
dove concrete
ciment taupe



● **L5 0**


acciaio satinato
satin-finish steel
acier satiné

MDF non verniciato • No finish MDF • MDF non peinte



● **MD 1**

MDF non verniciato
no finish MDF
MDF non peinte



● **AD 1**

ayous non verniciato
no finish ayous
ayous non peinte

Rivestimento in foglia • Leaf finish • Revêtement en feuille métallique



● **FO 1**


oro patinato
gold coated
revêtement or



● **FO 2**

argento patinato
silver coated
revêtement argent

Verniciatura a liquido • Liquid paint finish • Laquage par peinture liquide



● **VO 1**

verniciato oro
gold painted
peinture or



● **VO 2**

verniciato argento
silver painted
peinture argent




● **RAL 20 / 100**

opaco 20 gloss - lucido 100 gloss
matte 20 gloss - polished 100 gloss
mat 20 gloss - brillant 100 gloss


Colorazioni speciali RAL

Special RAL colors




RAL 1001

BEIGE




RAL 1002

SAND YELLOW




RAL 1003

SIGNAL YELLOW



RAL 1006

MAIZE YELLOW




RAL 1007

DAFFODIL YELLOW



RAL 1011

BROWN BEIGE



RAL 1014

IVORY



RAL 1015

LIGHT IVORY




RAL 1019

GREY BEIGE



RAL 1024

OCHRE YELLOW



RAL 1034

PASTEL YELLOW



RAL 2000

YELLOW ORANGE




RAL 2003

PASTEL ORANGE



RAL 2010

SIGNAL ORANGE



RAL 3004

PURPLE RED




RAL 3005

WINE RED



RAL 3007

BLACH RED



RAL 3009

OXIDE RED



RAL 3012

BEIGE RED



RAL 3017

ROSE



RAL 3031

ORIENT RED




RAL 4001

RED LILAC



RAL 4004

CLARET VIOLET



RAL 4009

PASTEL VIOLET



RAL 5003

SAPPHIRE BLUE



RAL 5004

BLACK BLUE



RAL 5005

SIGNAL BLUE



RAL 5008

GREY BLUE



RAL 5012

LIGHT BLUE



RAL 5014

PIGEON BLUE

 RAL 5020 OCEAN BLUE	 RAL 6005 MOSS GREEN	 RAL 6011 RESEDA GREEN	 RAL 6019 PASTEL GREEN	 RAL 7000 SQUIRREL GREY
 RAL 7001 SILVER GREY	 RAL 7003 MOSS GREY	 RAL 7004 SIGNAL GREY	 RAL 7006 BEIGE GREY	 RAL 7011 IRON GREY
 RAL 7030 STONE GREY	 RAL 7032 PEBBLE GREY	 RAL 7035 LIGHT GREY	 RAL 7036 PLATINUM GREY	 RAL 7042 TRAFFIC GREY A
 RAL 8002 SIGNAL BROWN	 RAL 8007 FAWN BROWN	 RAL 8014 SEPIA BROWN	 RAL 8017 CHOCOLATE BROWN	 RAL 8019 GREY BROWN
 RAL 8022 BLACK BROWN	 RAL 8025 PALE BROWN	 RAL 8028 TERRA BROWN	 RAL 9001 CREAM	 RAL 9002 GREY WHITE
 RAL 9003 SIGNAL WHITE	 RAL 9004 SIGNAL BLACK	 RAL 9005 JET BLACK	 RAL 9010 PURE WHITE	 RAL 9016 TRAFFIC WHITE

I colori stampati in questa cartella sono indicativi
The colours printed and shown in this folder are merely indicative
Les coloris imprimés ici sont indicatifs

Legenda





























LEGEND



LÉGENDE



CODE	Codice	Code	Code
	Temperatura (Temperatura ambiente 25 °C - Umidità relativa 50%)	Temperature (Ambient temperature 25°C - Relative humidity 50%)	Température (Température ambiante 25°C - Humidité relative 50%)
	Umidità (Temperatura ambiente 25 °C - Umidità relativa 50%)	Humidity (Ambient temperature 25°C - Relative humidity 50%)	Humidité (Température ambiante 25°C - Humidité relative 50%)
	Versione	Version	Version
	Refrigerato	Cooled	Réfrigéré
	Neutro	Neutral	Neutre
	Piastr e eutettiche	Eutectic plates	Plaques eutectiques
	Riscaldato	Heated	Chauffant
	Ventilato	Ventilated	Ventilé
	Ventole interne spente	Internal fans off	Ventilation interne désactivée
	Ventole interne accese	Internal fans on	Ventilation interne activée
	Rumorosità	Noise level	Bruyance
	Tensione	Voltage	Tension
	Assorbimento	Absorption	Absorption
Class	Classe energetica	Energy class	Classe énergétique
	Modello compressore	Compressor type	Modèle du compresseur
HFC	Gas refrigerante	Refrigerant gas	Gaz réfrigérant
	Quantità gas	Gas amount	Quantité de gaz
	Numero piastre eutettiche	Number of eutectic plates	Nombre de plaques eutectiques
LIGHT	Luce	Light	Lumière
	Led bianco naturale (4000 K - 30 led/mt - 7,2 W / mt - 572 lumen / mt)	White natural daylight LED (4000 K - 30 led/mt - 7,2 W / mt - 572 lumen / mt)	LED blanc day-light naturel (4000 K - 30 led/mt - 7,2 W / mt - 572 lumen / mt)
	Led bianco caldo (3000 K - 60 led/mt - 14,4 W / mt - 900 lumen / mt)	brightwhite warm LED (3000 K - 60 led/mt - 14,4 W / mt - 900 lumen / mt)	LED blanc chaud (3000 K - 60 led/mt - 14,4 W / mt - 900 lumen / mt)
	Led blu	Blue LED	LED bleue
	Controller RGB (30 led/mt - 7,2 W / mt - 550 lumen / mt)	RGB controller (30 led/mt - 7,2 W / mt - 550 lumen / mt)	Regulateur RGB (30 led/mt - 7,2 W / mt - 550 lumen / mt)
	Controller bianco dinamico (2700/6000 K - 140 led/mt - 19,2 W / mt - 2000 lumen / mt)	Dinamic white controller (2700/6000 K - 140 led/mt - 19,2 W / mt - 2000 lumen / mt)	Regulateur blanc dynamique (2700/6000 K - 140 led/mt - 19,2 W / mt - 2000 lumen / mt)
	Cornice lineare	Linear frame	Cadre linéaire
	Cornice Dune	Dune frame	Cadre Dune

	Finitura metallo	Metal finish	Finition métal
	Nikel satinato	Satin nickel	Nickel satiné
	Oro lucido	Glossy gold	Doré brillant
	Lato posteriore vetrina	Showcase back side	Face postérieure vitrine
	Ante in vetro	Glass doors	Porte en verre
	Pannello cieco	Blank panel	Panneau borgne
	Numero piani (base compresa)	Number of shelves (including base)	Nombre de tablettes (base comprise)
	Numero cassetti	Number of drawers	Nombre de tiroirs
	Numero ante	Number of doors	Nombre de portes
	Numero bottiglie	Number of bottles	Nombre de bouteilles
	Altezza / diametro bottiglie	Bottle height / diameter	Hauteur/ diamètre bouteilles
	Kit salumeria	Salami kit	Kit salaisons
	Colore spalla	Shoulder colour	Coloris côté
	Presente	Present	Présent
-	Assente / dato non disponibile	Absent / data not available	Absent / information non disponible
	Volume interno	Internal volume	Capacité intérieure
	Dimensioni nette	Net dimensions	Dimensions nettes
	Dimensioni con imballo	Dimensions including packaging	Dimensions avec emballage
	Dimensioni con imballo su pedana	Dimensions including packaging on pallet	Dimensions avec emballage sur palette
	Peso netto	Net weight	Poids net
	Peso con imballo	Weight with packaging	Poids avec emballage
	Peso con imballo su pedana	Weight with packaging on pallet	Poids avec emballage sur palette
	Volume con imballo	Volume with packaging	Volume avec emballage
	Volume con imballo su pedana	Volume with packaging on pallet	Volume avec emballage sur palette
	Imballo in legno	Wooden packaging	Emballage en bois
DS	Descrizione	Description	Description
	Dimensione ventola	Fan blade size	Dimension du ventilateur
	∅ mm - Connesioni (liquido - aspirazione)	∅ mm - Connections (liquid - suction)	∅ mm - Connexions (liquide - aspiration)